




IMPROVE YOUR HEALTH BY
STRENGTHENING YOUR CORE

PHYSICALTHERAPYCENTER.ORG




Has your pain come back? We want to help!
Call The Physical Therapy Center today at (704) 847-6351

Improve Your Health By Strengthening Your Core

How is your posture? Posture is an important part of everyday life that many of us tend not to focus on – Do you slouch in your desk chair, or slump at your computer while you do work? When you stand for prolonged periods of time, do you notice your stomach sticking out a bit? These are all signs of core muscle weakness that can affect your posture and cause pain in your back or neck.

Your core muscles help you do a lot – from sitting, to walking, to doing a large number of physical activities. If your core muscles are weak, you may unknowingly be causing some damage to your body. Contact the Physical Therapy Center today to figure out how we can help you strengthen your core muscles and improve your overall health.



What exactly are the core muscles?

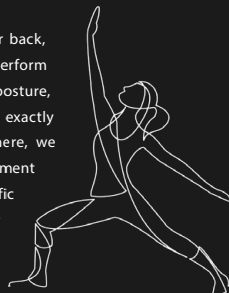
When most people think of core muscles, they immediately think of the abdominals. However, the core is made up of much more than that! In fact, your core muscles include your abdominal, lower back, pelvic, and gluteus muscles.

The group of muscles that make up your core help with stabilizing your body, constructing your posture, and allowing your skeleton to move properly. When any of the muscles within that group become weak, your body experiences an instability that makes it difficult for your body to function properly. As a result, you end up compensating by straining different areas of the body, most commonly the back and neck muscles. As a result, this leads to undesirable consequences, such as poor posture, fatigue, inflammation, or pain.

How can I strengthen my core muscles?

When you are experiencing pain, sometimes it is necessary to seek the assistance of a trained professional in the field of human movement. At the Physical Therapy Center, our licensed physical therapists will conduct a physical evaluation to determine where the pain is rooted and what muscles must be strengthened in order to correct it.

Whether you are feeling pain in your back, neck, shoulders, or legs, we will perform a thorough analysis of your posture, movement, and strength to pinpoint exactly what is causing your pain. From there, we will create an individualized treatment plan for you based on your specific needs, aimed at strengthening your core, improving your posture, and alleviating your pain.



Book An Appointment Today!

5 Tips You Can Do On Your Own

1. Improving your posture.

Make sure to stand up frequently, at least every 30 minutes, and vary your positions of work throughout the day. Aim to correct your posture when sitting and standing, making adjustments as needed.

2. Avoiding injury.

Make sure you know the proper way to lift, bend, and pick up objects, even if they are not heavy. It is important to lift with your legs, rather than your back. Our experts can show you proper body mechanics with everyday tasks.

3. Getting adequate rest and exercise.

Every day takes a toll on your body, even if you don't realize it. Sleep deprivation can actually worsen your pain tolerance and decrease your strength. Relaxing and sleeping help your body to rejuvenate after a long day, and those hours before 12 a.m. are especially important. Exercising can help you fall asleep earlier, allowing you to wake up feeling refreshed the next day. By taking a walk for at least 30 minutes every day, you can get better sleep at night, in addition to improving your strength, flexibility, and heart health.

4. Eating nutritious meals.

If you are in pain, it is incredibly important to eat the right foods. A poor diet can aggravate your pain by causing further inflammation, especially when eating processed or fried foods. Instead, make it a habit to eat vegetables, fruits, and lean protein. It is also important to drink a lot of water, as dehydration can dry out your tissues. Keep a glass of water by your desk and refill it during the day so you (and your tissues) stay hydrated.

5. Getting expert help.

The best solution for your back or neck pain is to restore proper movement, strength, and coordination for maximum results. At the Physical Therapy Center our physical therapists are here to help you improve your function and relieve your pain. If you are looking to strengthen your core, relieve your pain, and improve your overall health, contact us today!

www.PhysicalTherapyCenter.org



Feel Better By Eating Better!

Spring Pea Pasta

- 1 pound pasta
- 3-4 c fresh peas
- 5 scallions, thinly sliced
- 1 shallot, very finely diced
- 1 c chopped fresh mint
- 1 c chopped Italian parsley
- ½ c olive oil
- 2 lemons – zest and ¼ c juice
- 2 c fresh pea shoots
- 1 tsp salt, plus more to taste
- ½ tsp pepper
- 1 tbsp truffle oil
- Optional- goat cheese crumbles

Boil pasta in a generous amount of salted water according to directions. While the pasta is cooking, prep the rest of the ingredients. Chop the scallions, shallots and herbs. Zest two lemons, and measure out ¼ cup lemon juice. Once the pasta is just about done, add the peas to the boiling pasta water and blanch for one minute, or just until bright green. Immediately drain, place pasta and peas in a large bowl, drizzle with olive oil, lemon juice and season with 1 tsp salt and ½ tsp pepper. Toss in the pea shoots and add the scallions, shallot, herbs and lemon zest. Stir Taste, adjusting salt and lemon juice, adding more of both, if necessary. Drizzle with truffle oil and serve immediately.

Get Your Life Back with PT Center

Make an appointment today to start living your life again, pain-free!

Matthews Location
(704) 847-6351

Waxhaw Location
(704) 843-7000

South End Location
(980) 833-1293

Monroe Location
(704) 283-6700



Tips For Planting A Potted Herb Garden

As the weather begins to warm up, we are all looking for fun activities to get us out of the house while still remaining safe and following CDC guidelines. At The Physical Therapy Center, we are dedicated to helping you find activities that you enjoy that'll get you moving and out in the sunshine!

One spring activity we think you may enjoy is planting a potted herb garden. Follow our tips below or contact our clinic for more info on how you can enjoy the spring while still protecting yourself!

1. Discover what herbs will work best for you. Do you find yourself frequently cooking with certain herbs? Instead of making another trip to the grocery store, you can grow them right in your backyard! Figure out what herbs you will use the most and notice how convenient it is to have them growing right outside your home.

2. Make sure you have enough room for each herb to grow and thrive.

A common mistake when planting a garden is not allowing enough room for plants to grow. Most herbs require a diameter of 1-4 feet in their pot to allow the roots to grow and spread. A general guideline for common herbs is as follows:

- 1 foot in diameter: chives, cilantro, parsley, dill
- 2 feet in diameter: summer savory, thyme, basil, tarragon
- 3-4 feet in diameter: sage, mint, rosemary, marjoram, oregano



3. Make sure your herb garden is in the right light. For best results, herbs generally prefer full, bright light, as long as temperatures are not too hot that they burn the plant. If temperatures reach above 90 degrees in the summer, then it is best to plant your herb garden in an area where it can get bright morning light and afternoon shade. Be sure to check the lighting and watering requirements for each herb you purchase.

Looking for more spring activities?

For more tips, don't hesitate to contact The Physical Therapy Center today! We can help you enjoy a fun and safe spring.

Featured Exercise Dead Bug | Heel Touches



Lie on your back with your hands and knees raise upward, keeping your core engaged. Slowly lower one heel to the ground, then alternate sides, keeping your core engaged. Repeat 6-10 times on both sides.

If pain increases with this exercise, stop and consult with your physical therapist on possible modifications that need to be made.



Come back and see us!

Are you struggling with pain that won't go away? We want to help! Call us or visit physicaltherapycenter.org to schedule your consultation today!